



PUPIL PREMIUM

narrowing the gaps

Kingsthorpe College

**PPG Summary Document
Impact
2016/17**



Kingsthorpe College Pupil Premium – Updated September 2017



What is The Pupil Premium Grant?

The pupil premium grant is additional funding for publicly funded schools in England to raise the attainment of disadvantaged pupils of all abilities and to close the gaps between them and their peers.

In the 2016 to 2017 financial year, schools receive £935 for each child in years 7-11 registered as eligible for free school meals at any point in the last 6 years.

Schools also receive £1,900 for each pupil identified in the January school census as being in local-authority care because of 1 of the following:

- adoption
- a special guardianship order
- a child arrangements order
- a residence order

How is the money used?

At Kingsthorpe College we do not simply add this money to the main budget; rather, it is accounted for separately. From September 2012 all schools have been required to publish online information about how we have used the premium. This will ensure that parents and other stakeholders are made fully aware of the attainment of pupils covered by the premium and the extra support that they receive. This document summarises the use of the premium and its impact on student progress.

Overview of PP funding at Kingsthorpe College 2016 - 2017:

Total number of pupils on roll (year 7-11)	1092
Total number of pupils eligible for PP:	314 (28.7%)
Amount of funding received per PP pupil.	Pupils in years 7 to 11 recorded as Ever 6 FSM - £935 (309 students) Looked-after children (LAC) - £1900 (5)
Total amount of PP Funding received:	£298,415

Year group split for Pupil Premium students 2016-2017:

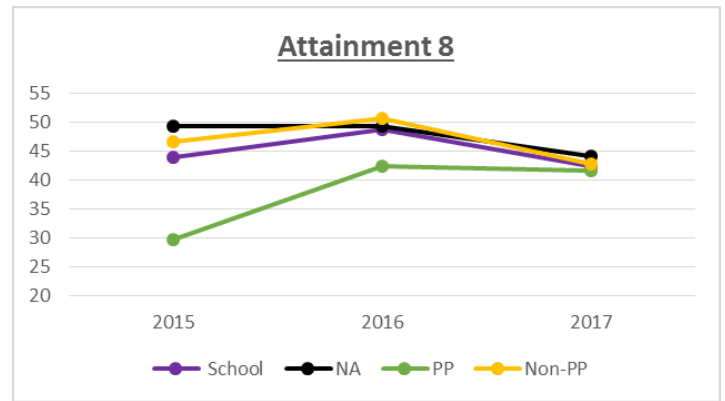
Year Group	Number of pupils	PP Total	PP Male	PP Female	PP %	PP Funding	CLA or adopted from care	PP Plus Funding
Year 7	256	76	43	33	29.7	£71,060 (76)	0	£0
Year 8	235	72	45	27	31.6	£66,385 (71)	1	£1900
Year 9	209	62	31	31	29.7	£57,035 (61)	1	£1900
Year 10	204	63	36	27	30.8	£57,970 (62)	1	£1900
Year 11	188	41	25	16	21.8	£36,465 (39)	2	£3800
Overall Total	1092	314	180	134	28.7	£298,265	8	£9,500
Total PPG							£298,415	

Pupil Premium distribution across Houses 2016-2017:

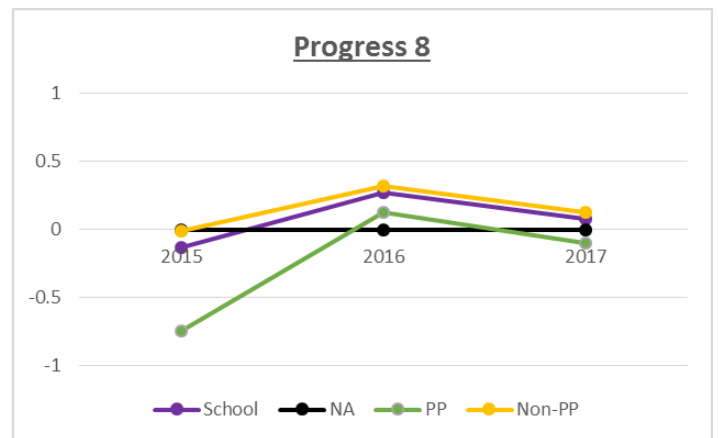
House	Number of pupils	PP Total	PP Male	PP Female	PP %
Blue	219	62	40	22	28.3
Gold	216	56	29	27	25.9
Green	216	70	43	27	32.4
Purple	222	66	34	32	29.7
Red	219	60	34	26	27.3
Overall Total	1093	314	180	134	28.7

Outcomes for Pupils 2016/2017 (based on Provisional data)

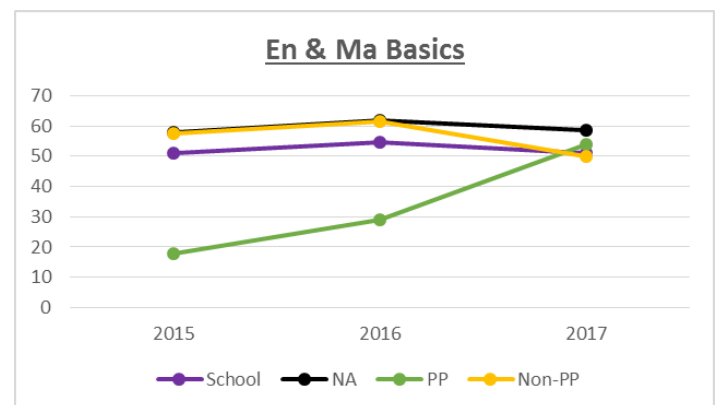
Attainment 8	2015	2016	2017
School	43.93	48.84	42.42
NA	49.3	49.3	44.2
PP	29.72	42.33	41.58
Non-PP	46.66	50.66	42.8



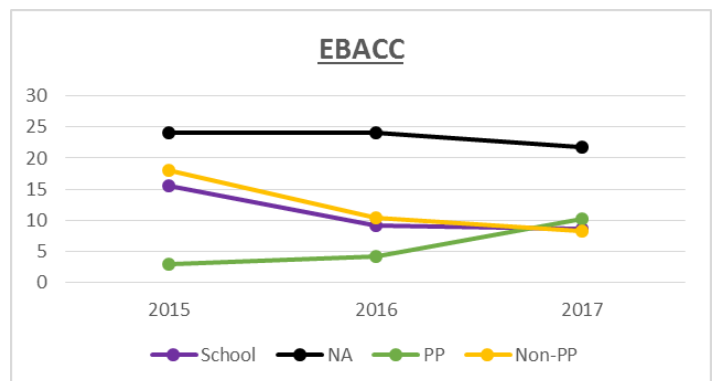
Progress 8	2015	2016	2017
School	-0.13	0.27	0.08
NA	0	0	0
PP	-0.75	0.13	-0.1
Non-PP	-0.01	0.32	0.13



En & Ma Basics	2015	2016	2017
School	51.18	54.55	51
NA	58	62	58.5
PP	17.65	29.17	54
Non-PP	57.63	61.63	50



EBACC	2015	2016	2017
School	15.64	9.09	8.7
NA	24	24	21.7
PP	2.94	4.17	10.26
Non-PP	18.08	10.47	8.33



	2015 School Gap	2016 School Gap	2017 School Gap	2015 National Gap	2016 National Gap	2017 National Gap
Attainment 8	↓ -16.9	↓ -8.33	↓ -1.22	↓ -19.58	↓ -6.97	↑ 41.58
Progress 8	↓ -0.74	↓ -0.19	↓ -0.11	↓ -0.75	↑ 0.13	↓ -0.10
En & Ma Basics	↓ -40	↓ -32.5	↑ 4	↓ -40.35	↓ -32.83	↑ 54
EBACC	↓ -15.1	↓ -6.3	↑ 1.93	↓ -21.06	↓ -19.83	↑ 10.26

